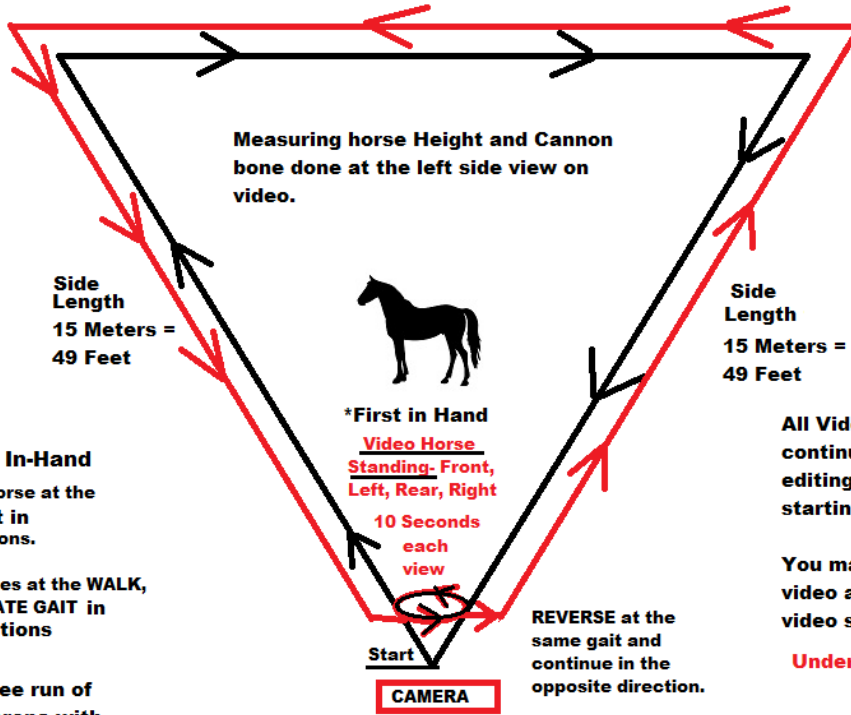




NACHIP VIDEO INSPECTION INSTRUCTIONS

Far Top Length 20-25 Meters = 66-82 Feet



All Videos are to be of one continuous filming, no editing or stopping and starting again are allowed.

You may do the In-Hand video and the under saddle video separately.

Under Saddle is Optional



Walk



Trot

***Second: In-Hand**

Video the horse at the Walk, Trot in both directions.



Gaited Horses at the WALK, INTERMEDIATE GAIT in both directions



Walk

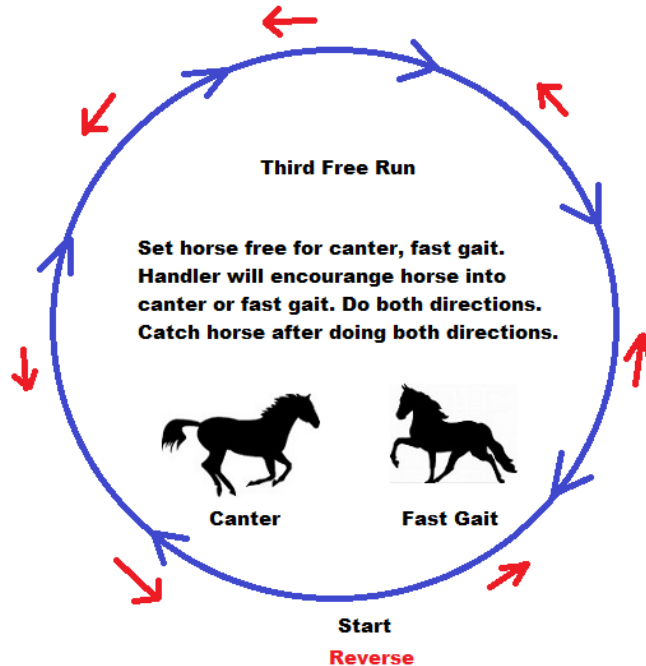


Gait

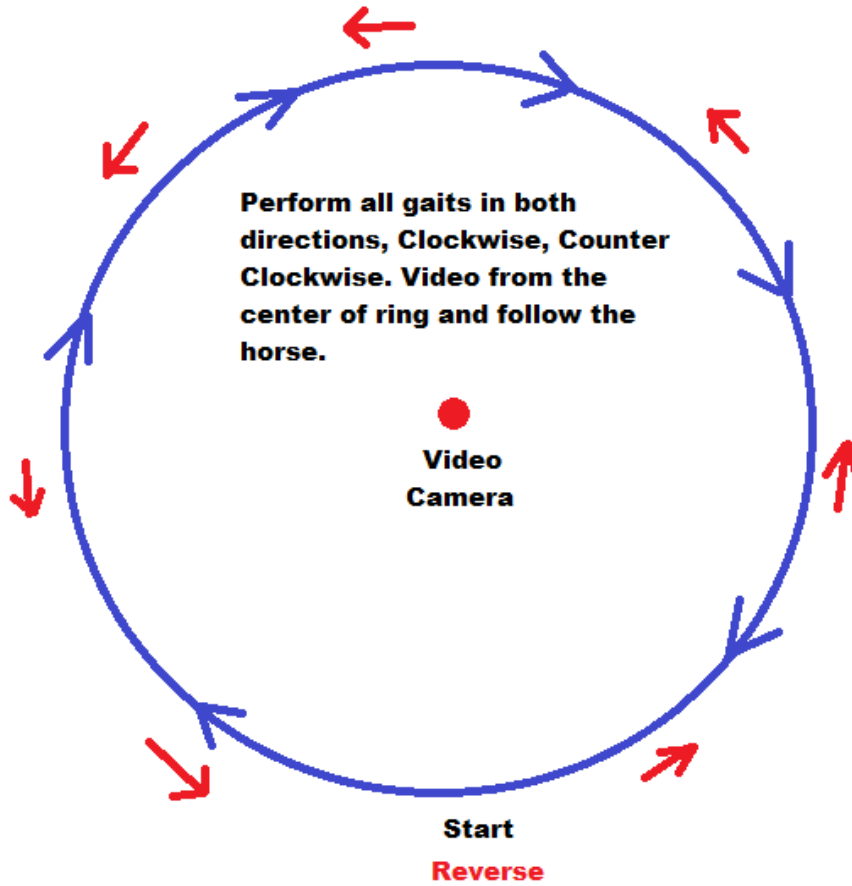
***Third: Free run of horse in arena with handler encouraging canter or gait in both directions. Catch horse after.**

Video camera angle follows the horse from the Rear, Side and Front during movement. Video in landscape mode, using a tripod is advised.

You may use cones to set the triangle shape, work in an enclosed area so the horse can do the free run in the same area.



***Optional Under Saddle after In-Hand Inspection**



For Four Year Olds and Older - Optional

Walk, Trot, Canter Horses



Walk



Trot



Canter

Gaited Horses



Walk



Intermediate Gait



Fast Gait