

Buy Curlies and get a Curly Card

Stallion, Gelding, Mare,
BLM and Rescue Curly
cards are taken when you
land on a buy a Curly
space and pay the price
listed. Collect as many
Curlies as you can. If you
have a mare card and you
land on the Pay Stallion
fee, you can breed as
many mares as you have
mare cards. Pay stud fee
for each mare & take a
foal card for each breed-
ing. You are building your
Curly herd :)

Curlies in Action! Game


Fun for the whole
family

**Great
For all ages**

Copyright 2009

dsldinfo@gmail.com

Curlies in Action! Game




Fun and
exciting
Curly Game

Rules &
info on how
to play

Buy Curly Properties & Curlies

► About the Curlies in Action game

Curlies in Action is like Monopoly but with a twist :) You buy horse property and you buy and breed Curly horses.



Plus you take a trail ride in the Old West.

Take an Old West Trail Ride too!


The objective is to buy as much property and as many Curly horses as you can. The winner is the one with the most cash, property and horses. Fun for Curly enthusiasts everywhere of any age over 6 yrs. Roll the dice to see how many spaces to go, move your horse game piece around the board. There are cards that give instructions when you land on those spaces. A brown ICHO card, a blue Curlies in Action card & a Trail Card. Everyone gets Curly Cash too so you can start buying Curlies and Curly horse properties from your first turn.

Rules of the game

2-6 Players Each player gets:

\$2500 to start & a horse game

piece. Roll dice to see how many spaces to go. Doubles get an extra turn. Land on spaces and buy horses or property or pay fees or take a designated card.



Paid fees go in a separate pile on or near


Land on pasture & get cash from fees

pasture. When someone

lands on Pasture, they take the fees cash pile. Money from Property sales and Horse purchases go into the bank. You may trade or sell them with each other after purchase. The

Banker takes care of the money handling. Play is similar to a Monopoly game. Horses & Property can be bought, sold or traded & sold to the bank also. Properties sold to the bank are for cash value on card. Horses hold the same price.

Collecting horse board fees-



When someone lands on your property, you

Collect \$200 for passing Go Curlies

charge them horse board listed on your property card. If you own all properties in a series, you charge a higher board and it is based on how many horses you own. Follow the directions on your property cards.

When you land on **Go To Trailer**, you do not pass Go and do not collect \$200, go directly to trailer & loose 3 turns for Road Trip and then hit the **Old West Trail** next turn. Follow trail & follow instructions on Trail Cards when you land on A Trail Card spot. When you finish trail, collect \$100 for returning camping gear. Then continue around property spaces as before. Always collect \$200 when you pass Go Curlies.

Printing and assembling your Curlies in Action Board Game

Parts to print:

Board Parts- Print on Card stock if available

Board Cards, Property Cards and Horses- Print on Card stock if available


Curly Money- print on regular paper or heavier weight.

When Printing Game cards- Print designs on one side and text on back. Cut all cards to business card size

You will need Dice or a spinner to move spaces to play or you could cut peices of paper numbered 1 -12 and put in a cup, then each player pulls a paper to move spaces, then return to cup.

1 2 3 4 5 6 7 8 9 10
11 12

If you need Game pieces you can print these



Board Assembly Layout- Tape together or Glue or tape on Cardboard



Print on Card Stock if available or Heavy paper