



2022 SPRING ICHO GAZETTE

International Curly Horse Organization

322 Tulie Gate Road, Tularosa, NM 88352

office@curlyhorses.org

www.ichocurlyhorses.org

SPRING GAZETTE 2022

ICHO BOARD

Pres. Joan Henning

Region 5

JHenning_joanie@yahoo.com

VP- Terry Schmidt

Region 6

teschmidt@comcast.com

Trish Rosborough

Region 7

trish@yanagistables.com

Treas. Donna Hedicke

Region 4

dhedicke@earthlink.com

Registrar Jackie Richardson

Region 3

registrar@curlyhorses.org

Web Manager Sheryl D'Uva Region

Region 1

cozynookcurlys@gmail.com

Becky Oldham

Region 2

oldhambecky@yahoo.com

Janice Voss-Crosby

Region 3 At Large

crosbyvoss@yahoo.com

Paul Dennis

Region 5 At Large

devacurly@gmail.com

Sandra Guillemot

Region 8

haras-heilgenmatt@orange.fr

Hello Curly friends and members!

The ICHO Virtual Curly show is underway and it's time to enter your classes! Trail Class hours, please submit weekly, it's never too late to start. There is also a new set of classes for Native Heritage Regalia! How exciting is that, celebrating Curly horses in their native North American origins!

Virtual shows have become convenient, less expensive, less stressful, and provide a wider base of showing opportunities. The judge also has the opportunity to give personal comments, isn't that what we are all looking for?! And they are still judged by the highly qualified, certified USDF and USEF judge, Joann Coy, whose specialty is western dressage as well.

The 2022 AGM is just around the corner. We will have a zoom meeting, like last year, it was so good to see your faces and hear your comments and voice! Submit questions for discussion to the ICHO office.

Dr. Mitch Wilkinson's impressive research on Curly genetics continues to find new gene expressions that have offered much needed curly explanations. The latest on the balding genes have provided a whole new perspective on Curly health!

Have a great summer!

Sincerely, Joan Henning and Angel Leggs



GAZETTE AD DEADLINE

We now have a new Gazette ad deadline schedule for submitting ads as follows:

WINTER: Dec 15

SPRING: Mar 15

SUMMER: June 15

FALL: Sept 15

Ads that are received after the deadline will be run in the next following issue. Payments must also be made before the deadline. All ads and payment must be sent to the office. Thanks!

ARTICLES- We are always looking for interesting articles for the Gazette. The article could be about training, health tips, an interesting story about a Curly or anything of interest horse related. Please send all articles to the office before the deadlines. Awaken the writer within you!

INSIDE THIS ISSUE

Calendar information.....page 3&17

ICHO Virtual Show info.... Pages 4-15

ICHO now offers DNA testing for:

Ancestral only TX A&M	\$25.00
Parentage Only U of KY	\$30.00
CA- (Cerebellar Abiotrophy) VetGen	\$35.00
Genetic DNA Panel Testing	\$99.00

Visit the website for more info or contact the office.



GAZETTE SCHEDULE

- ❄️ WINTER February
- 🌱 SPRING May
- ☀️ SUMMER August
- 🍂 FALL November

Submit Ads & Payment to: office@curlyhorses.org

Ad & Payment Deadlines:

Winter Dec 15 Spring Mar 15 Summer Jun 15 Fall Sep 15

Gazette Ad Specials!



Stallion Station Ad– only \$10.00 per issue, \$40.00 for the year, color ad.

Business Card Ad– only \$10.00 per issue, \$40.00 for the year, color ad

All color Ads at Black and White Prices! All Gaz Color Ad fees reduced!!

Full Page Color \$40.00, 1/2 Pg Color \$20.00, 1/4 Pg Color \$10.00, Classified \$10.00

Submitting ads: *Pay for ads online on our webpage– <http://ichocurlyhorses.org>

All ads must be copy ready in word doc format or jpg, png. Since we have reduced our prices we need the ads in ready to print format. For photos png is preferred since it has the best resolution. We can no longer accept pdf format because it does not insert clearly for the Gazette editing process.

All Ads must be sent to the office with payment. Ads also appear on the ICHO webpage.

Thanks! office@curlyhorses.org

Gazette editor– Joan Henning

There are a couple spots available for the
2022 ICHO Calendar!

A high quality photo with your farm information is all that's needed.

Please contact the ICHO office for a calendar spot, you might be able to pick your month!

A great way to celebrate your favorite curly or your farm.





Come join the fun! There is something for everyone! Class List below

~ Virtual Show Items on sale now ~



www.cafepress.com/ichovirtualhs

ICHO Virtual 2022 Curly Horse Show Class List

Rules for submitting All Classes:

- 1 The video must be one continuous flow, and taken in landscape mode. No editing or splicing of video segments together is allowed. Please do not zoom in too closely. The judge needs to see at least a portion of the arena.
- 2 Each class or test has a time limit. Your video should be no longer than 1 minute over the time listed on the class or test.
- 3 The video may not be a ride from a previous show. The date and time must be shown at the beginning of the video. This can be written on a piece of paper and recorded before the ride starts, or any device showing the current date.
- 4 At the conclusion of the ride, the video should show both sides of the horse with rider to show equipment. The bridle should be dropped after the ride so the judge can see that the bridle and bit are legal for the class or test ridden. The video should clearly show the bridle and bit.
- 5 Show attire is required and reflect the discipline being ridden. All rules regarding equipment will be enforced.
- 6 When a class video is submitted, it is final. No updates or substitutions will be accepted.
- 7 Entries will be accepted between July 14, 2022 and August 31, 2022. The closing date for Trail Horse – Accumulated hours is Sept. 9, 2022. Once the show has reached its closing date, all entries will be organized into classes. The show entries will be sent to the officiating judge. The judge will watch and score the classes and tests on a form with feedback. The judge will send the performances and tests, with placings back to the organizer. Results and awards will be emailed to the rider.

Class #	Class Name	Category	Rider Age	Horse Age	Allowed Entries	Restrictions
	Halter					
1	ICHO Halter Conformation	Halter	All	Weanling - 3 yrs.	ICHO Only	Over 14.2H
2	ICHO Halter Conformation	Halter	All	4 yrs. and over	ICHO Only	Over 14.2H
3	Open Curly Halter Conformation	Halter	All	Weanling - 3 yrs.	All Curly Horses	Over 14.2H
4	Open Curly Halter Conformation	Halter	All	4 yrs. and over	All Curly Horses	Over 14.2H
		Individuals are judged against the ideal of the breed category, with the most positive combination of balance, structural correctness, muscling and movement.				
5	ICHO Miniature Halter	Halter	All	Weanling - 3 yrs.	ICHO Only	38" and under
6	ICHO Miniature Halter	Halter	All	4 yrs. and over	ICHO Only	38" and under
7	Open Curly Miniature Halter	Halter	All	Weanling - 3 yrs.	All Curly Miniatures	38" and under
8	Open Curly Miniature Halter	Halter	All	4 yrs. and over	All Curly Miniatures	38" and under
		Individuals are judged against the ideal of the breed category, with the most positive combination of balance, structural correctness, muscling and movement.				
9	ICHO Pony Halter	Halter	All	Weanling - 3 yrs.	ICHO Only	14.2H and under to 9.3H
10	ICHO Pony Halter	Halter	All	4 yrs. and over	ICHO Only	14.2H and under to 9.3H
11	Open Curly Pony Halter	Halter	All	Weanling - 3 yrs.	All Curly Ponies	14.2H and under to 9.3H
12	Open Curly Pony Halter	Halter	All	4 yrs. and over	All Curly Ponies	14.2H and under to 9.3H
		Individuals are judged against the ideal of the breed category, with the most positive combination of balance, structural correctness, muscling and movement.				
	Showmanship					
13	ICHO Showmanship In Hand - Youth	Halter	Under 18	All	ICHO Only	Horses, Ponies, Miniatures
14	ICHO Showmanship In Hand - Adult	Halter	18+ Yrs.	All	ICHO Only	Horses, Ponies, Miniatures
15	Open Showmanship In Hand - Youth	Halter	Under 18	All	All Curly Horses	Horses, Ponies, Miniatures
16	Open Showmanship In Hand - Adult	Halter	18+ Yrs.	All	All Curly Horses	Horses, Ponies, Miniatures
		Showmanship focuses on the exhibitor's ability to fit and show a horse at halter. Judges evaluate the grooming and fitting of the horse and the expertise of the exhibitor in presenting the horse to the best of his or her ability. Contestants must work a predetermined pattern consisting of maneuvers such as walking, trotting, pivoting, backing and setting up.				
	Rules for Halter and Showmanship in Hand:	The videographer will be at "J" (judge). As the judge circles around the horse, and the handler moves appropriately, the videographer will need to move just like the eyes of the judge, making one circle around the horse in clockwise direction and then observe the horse exit. The video should be no more than 4 minutes.				
	Rules for submitting Halter Classes:	Links for the Halter pattern and Showmanship pattern, along with videographer position identified are available to download on website. An arena is not necessary, but footing to match an arena or trimmed lawn is required. Follow links below.				
	Bareback Equitation					
17	ICHO Horse Bareback Equitation - Youth	Equitation	Under 18	All	ICHO Only	Horse
18	ICHO Horse Bareback Equitation - Adult	Equitation	18+ Yrs.	All	ICHO Only	Horse
19	ICHO Bareback Pony Equitation - Youth	Equitation	Under 18	All	ICHO Only	Pony
20	ICHO Bareback Pony Equitation - Adult	Equitation	18+ Yrs.	All	ICHO Only	Pony
21	Open Horse Bareback Equitation - Youth	Equitation	Under 18	All	All Curly Horses	Horse
22	Open Horse Bareback Equitation - Adult	Equitation	18+ Yrs.	All	All Curly Horses	Horse
23	Open Bareback Pony Equitation - Youth	Equitation	Under 18	All	All Curly Ponies	Pony
24	Open Bareback Pony Equitation - Adult	Equitation	18+ Yrs.	All	All Curly Ponies	Pony
		Open to English or Western attire. Equitation evaluates the rider, not the performance of the horse. Judged on the ability of the rider to walk, jog or trot, and lope or canter while riding without a saddle in each direction. English riders must be able to show a post at the trot, and western riders are not allowed to wear their chaps during this class. Backing is required.				
25	ICHO Gaited Pony Bareback Equitation - Youth	Equitation	18+ Yrs.	All	ICHO Only	Pony
26	ICHO Gaited Horse Bareback Equitation - Youth	Equitation	Under 18	All	ICHO Only	Horse
27	ICHO Gaited Horse Bareback Equitation - Adult	Equitation	18+ Yrs.	All	ICHO Only	Horse
28	Open Gaited Pony Bareback Equitation - Youth	Equitation	Under 18	All	All Curly Horses	Pony
29	Open Gaited Horse Bareback Equitation - Youth	Equitation	Under 18	All	All Curly Horses	Horse
30	Open Gaited Horse Bareback Equitation - Adult	Equitation	18+ Yrs.	All	All Curly Horses	Horse
		Open to English or Western attire. Equitation evaluates the rider, not the performance of the horse. Riders will also be judged on the rail, in both directions at the walk and pleasure gait (any one of the 4-beat pleasure gait- foxtrot, running walk, rack, stepping pace). Backing is not required. Emphasis is placed on the rider's ability to sit correctly without a saddle, hold the correct riding posture and control the horse. Western riders are not allowed to wear their chaps during this class.				
	Pleasure					
31	ICHO Horse Western Pleasure - Youth	Pleasure	Under 18	All	ICHO Only	Horse
32	ICHO Horse Western Pleasure - Adult	Pleasure	18+ Yrs.	All	ICHO Only	Horse
33	ICHO Pony Western Pleasure - Youth	Pleasure	Under 18	All	ICHO Only	Pony
34	ICHO Pony Western Pleasure - Adult	Pleasure	18+ Yrs.	All	ICHO Only	Pony

35	Open Horse Western Pleasure - Youth	Pleasure	Under 18	All	All Curly Horses	Horse			
36	Open Horse Western Pleasure - Adult	Pleasure	18+ Yrs.	All	All Curly Horses	Horse			
37	Open Pony Western Pleasure - Youth	Pleasure	Under 18	All	All Curly Horses	Pony			
38	Open Pony Western Pleasure - Adult	Pleasure	18+ Yrs.	All	All Curly Horses	Pony			
		Western pleasure horses should be as the name implies - a pleasure to ride. Contestants compete by traveling around the perimeter of the arena in both directions. Horses are judged on functional correctness, quality of movement including consistency of their gaits, and attitude. The rider must have the horse walk, jog, and lope, with light contact on the horse's mouth. Horses are to be judged on quality, performance, manners and suitability to the rider. Backing is required.							
39	ICHO Horse English Pleasure - Youth	Pleasure	Under 18	All	ICHO Only	Horse			
40	ICHO Horse English Pleasure - Adult	Pleasure	18+ Yrs.	All	ICHO Only	Horse			
41	ICHO Pony English Pleasure - Youth	Pleasure	Under 18	All	ICHO Only	Pony			
42	ICHO Pony English Pleasure - Adult	Pleasure	18+ Yrs.	All	ICHO Only	Pony			
43	Open Horse English Pleasure - Youth	Pleasure	Under 18	All	All Curly Horses	Horse			
44	Open Horse English Pleasure - Adult	Pleasure	18+ Yrs.	All	All Curly Horses	Horse			
45	Open Pony English Pleasure - Youth	Pleasure	Under 18	All	All Curly Horses	Pony			
46	Open Pony English Pleasure - Adult	Pleasure	18+ Yrs.	All	All Curly Horses	Pony			
		Horses shall be worked both directions of the ring at a walk, trot, and canter. Horses must stand quietly and back readily in the line. Extreme speed will be penalized. Manners and suitability as a pleasure mount are paramount. Transition from one gait to another should be smooth and effortless. Horses must be obedient with prompt transitions. All seats will be given equal consideration. Backing is required.							
47	ICHO Pleasure Gaited Pony - Youth	Pleasure	Under 18	All	ICHO Only	Pony			
48	ICHO Pleasure Gaited Horse - Youth	Pleasure	Under 18	All	ICHO Only	Horse			
49	ICHO Pleasure Gaited Horse - Adult	Pleasure	18+ Yrs.	All	ICHO Only	Horse			
50	Open Pleasure Gaited Pony - Youth	Pleasure	Under 18	All	All Curly Horses	Pony			
51	Open Pleasure Gaited Horse - Youth	Pleasure	Under 18	All	All Curly Horses	Horse			
52	Open Pleasure Gaited Horse - Adult	Pleasure	18+ Yrs.	All	All Curly Horses	Horse			
		Gaited pleasure horses should be as the name implies - a pleasure to ride. Contestants compete by traveling around the perimeter of the arena in both directions. Horses are judged on functional correctness, quality of movement including consistency of their gaits, and attitude. The rider must have the horse walk and pleasure gait (any one of the 4-beat pleasure gait- foxtrot, running walk, rack, stepping pace), with light contact on the horse's mouth. Horses are to be judged on quality, performance, manners and suitability to the rider. Backing is not required.							
	Equitation								
53	ICHO Horse Western Horsemanship - Youth	Equitation	Under 18	All	ICHO Only	Horse			
54	ICHO Horse Western Horsemanship - Adult	Equitation	18+ Yrs.	All	ICHO Only	Horse			
55	ICHO Pony Western Horsemanship - Youth	Equitation	Under 18	All	ICHO Only	Pony			
56	ICHO Pony Western Horsemanship - Adult	Equitation	18+ Yrs.	All	ICHO Only	Pony			
57	Open Horse Western Horsemanship - Youth	Equitation	Under 18	All	All Curly Horses	Horse			
58	Open Horse Western Horsemanship - Adult	Equitation	18+ Yrs.	All	All Curly Horses	Horse			
59	Open Pony Western Horsemanship - Youth	Equitation	Under 18	All	All Curly Horses	Pony			
60	Open Pony Western Horsemanship - Adult	Equitation	18+ Yrs.	All	All Curly Horses	Pony			
		Western horsemanship is judged on the horsemanship abilities of the rider using western tack. Exhibitors will show their horses around the perimeter of the arena, or "on the rail", at the walk, jog, and lope in each direction. Judges pay close attention to the riders' body positions, how they sit a saddle and their ability to control the horse. Backing is required.							
61	ICHO Horse English Equitation - Youth	Pleasure	Under 18	All	ICHO Only	Horse			
62	ICHO Horse English Equitation - Adult	Pleasure	18+ Yrs.	All	ICHO Only	Horse			
63	ICHO Pony English Equitation - Youth	Pleasure	Under 18	All	ICHO Only	Pony			
64	ICHO Pony English Equitation - Adult	Pleasure	18+ Yrs.	All	ICHO Only	Pony			
65	Open Horse English Equitation - Youth	Pleasure	Under 18	All	All Curly Horses	Horse			
66	Open Horse English Equitation - Adult	Pleasure	18+ Yrs.	All	All Curly Horses	Horse			
67	Open Pony English Equitation - Youth	Pleasure	Under 18	All	All Curly Horses	Pony			
68	Open Pony English Equitation - Adult	Pleasure	18+ Yrs.	All	All Curly Horses	Pony			
		Equitation evaluates the rider, not the performance of the horse. Riders will also be judged on the rail in both directions, performing the gait changes of walk, jog, and lope. Emphasis is placed on the rider's ability to sit in the saddle correctly, hold the correct riding posture and control the horse. Backing is required.							
69	ICHO Gaited Pony Equitation - Youth	Pleasure	Under 18	All	ICHO Only	Pony			
70	ICHO Gaited Horse Equitation - Youth	Pleasure	Under 18	All	ICHO Only	Horse			
71	ICHO Gaited Horse Equitation - Adult	Pleasure	18+ Yrs.	All	ICHO Only	Horse			
72	Open Gaited Pony Equitation - Youth	Pleasure	Under 18	All	All Curly Horses	Pony			
73	Open Gaited Horse Equitation - Youth	Pleasure	Under 18	All	All Curly Horses	Horse			
74	Open Gaited Horse Equitation - Adult	Pleasure	18+ Yrs.	All	All Curly Horses	Horse			
		Equitation evaluates the rider, not the performance of the horse. Riders will also be judged on the rail, in both directions at the walk and pleasure gait (any one of the 4-beat pleasure gait- foxtrot, running walk, rack, stepping pace) Backing is not required. Emphasis is placed on the rider's ability to sit in the saddle correctly, hold the correct riding posture and control the horse.							
	Rules for submitting performance classes:	1) All videos for each entry must be made from the outside center of a long side of the arena. The arena dimensions should be as close to 66' x 132' as possible, but some flexibility is allowed. The video should run for approx. 3 to 4 minutes, showing each gait of walk; jog, trot or gait; and canter (for non-gaited curlies) around the complete arena, reverse and repeat the gaits in the other direction, ending in the middle where the horse should stand still and back if required in the class. Follow the guidelines for all performance classes.							
	Youth								
75	ICHO Leadline - Youth	Equitation	9 & under	3+ Yrs.	ICHO Only	Horse, Pony			
76	ICHO Leadline - For persons with special needs	Equitation	All	3+ Yrs.	ICHO Only	Horse, Pony			
77	Open Leadline	Equitation	9 & under	3+ Yrs.	All Curly Horses	Horse, Pony			
78	Open Leadline - For persons with special needs	Equitation	All	3+ Yrs.	All Curly Horses	Horse, Pony			
		Horses may be shown either English or Western, with riders wearing appropriate appointments. The riders will be judged on equitation at the walk for both directions of the ring and must have both feet in the stirrups at all times. It is highly recommended that a halter be used in addition to the bridle, and that the lead be attached to the halter and not the bridle. The handlers may assist the rider but shouldn't have sole control of the horse. In the lineup, the rider (not the handler) should back the horse.							

79	ICHO Walk-Trot Horsemanship	Equitation		3+ Yrs.	ICHO Only	Horse, Pony		
80	Open Walk-Trot Horsemanship	Equitation		3+ Yrs.	All Curly Horses	Horse, Pony		
		This class is recommended for young or inexperienced riders. Horses may be shown either English or Western, and riders must have correct appointments for the chosen seat. The riders will be judged on equitation at the walk and jog, trot or second gait, for both directions of the ring. Riders' feet must be in the stirrups at all times. The horse should be suitable to the rider's ability.						
	Rules for submitting Walk/Trot & Leadline classes:	1) All video's for each entry must be made from the outside center of a long side of the arena. The arena dimensions should be as close to 66' x 132' as possible, but we will allow some flexibility. The video should run for approx. 3 to 4 minutes, showing the walk; jog, trot or gait around the complete arena, reverse and repeat the gaits in the other direction, ending in the middle where the horse should stand still. Follow the guidelines for all performance classes.						
	Trail							
81	ICHO Trail Class - Youth	Equitation	Under 18	All	ICHO Only	Horse, Pony		
82	ICHO Trail Class - Adult	Equitation	18+ Yrs.	All	ICHO Only	Horse, Pony		
83	Open Trail Class - Youth	Equitation	Under 18	All	All Curly Horses	Horse, Pony		
84	Open Trail Class - Adult	Equitation	18+ Yrs.	All	All Curly Horses	Horse, Pony		
		The appointments of the horse and rider should be consistent with the seat chosen (such as western, saddle seat, hunter seat or dressage) and must match. This class will be judged on the performance of the horse over the obstacles, with emphasis on manners, response to the rider and attitude. Credit will be given to exhibitors negotiating the obstacles with style, expression and some degree of speed, providing carefulness is not sacrificed. Credit will be given to horses showing the ability to pick their own way through courses when obstacles warrant it and willingness to respond to rider's cues on more difficult obstacles.						
	Obstacles for submitting Open Trail Classes:	1. Mailbox – Door on mailbox must be opened, exhibitor should remove object, show it to the judge, replace object and close the mailbox door. 2. Five fence posts, jump rails, or equivalent – Approximately 4-6 inches in diameter should be placed on the ground for the horses to walk over 20-24 inches apart. 3. Objects for the riders to carry (such as a raincoat): The riders should be able to pick up the object from a jumping standard, fence post, barrel, etc. and move it approximately 15' to another area of the ring. 4. Backing through an angle, made by lying approximately 10' long x 5" to 6" posts parallel to each other, 36" apart on the ground, and at a 90-degree right angle. 5. Jump – Should not be more than 12 inches and should fall on contact. Standard jumps may be used. The horse is to ridden at the lope or canter over the jump. 6. Gate - The rider is to open, go through, and close a standard or rope gate. 7. Side pass over an 8' long 5" to 6" pole						
	Rules for submitting Trail classes:	1) All videos for each entry must be made from the outside center of a long side of the arena. The arena dimensions should be as close to 66' x 132' as possible, but some flexibility is allowed. The video should run for no more than 10 minutes and show each obstacle without breaks in the video. Follow the guidelines for all performance classes. 2) The Trail Class will be judged and scored according to USEF rules. https://www.usef.org/forms-pubs/P9wfFwX9oWM/usef-trail-horse-score-sheet						
85	Trail Horse - accumulated hours	Pleasure	All	3+ Yrs.	ICHO Only	Horse, Pony		
86	Trail Horse - accumulated hours	Pleasure	All	3+ Yrs.	All Curly Horses	Horse, Pony		
	Rules for submitting Trail Accumulated Hours:	This is an accumulated point class. One point is awarded for every 15 minutes of trail riding. The Rider logs the date/time and minutes for each ride. The points, along with one current electronic photo you on your curly) must be submitted each week and then that week closes. The deadline for submitting the logged hours per week is midnight, 4 days after the week closes. The Contest runs from July 1 through Sept 5 July 1-9 (Points must be submitted within 4 days, by July 13 at midnight). July 10-16 (July 20 midnight) July 24-30 (Aug. 3 midnight) July 31-Aug. 6 (Aug. 10 midnight) Aug. 7-13 (Aug.17 midnight) Aug. 14-22 (Aug. 24 midnight) Aug. 23-27 (Aug. 31 midnight) Aug. 28-Sept. 5 (Sept. 9 midnight)						
	Driving							
87	ICHO Pleasure Driving	Pleasure	All	All	ICHO Only	Horse, Pony, Miniature		
88	Open Pleasure Driving	Pleasure	All	All	All Curly Horses	Horse, Pony, Miniature		
		To be judged on manners, suitability, performance, quality, presence and apparent ability to give a good pleasure drive. The harness is to be suitable to the type of vehicle used, with driver in appropriate turnout. The required gates are a walk, trot or gait, and extended trot.						
	Rules for submitting Pleasure Driving Classes:	1) All videos for each entry must be made with a wide angle from the outside center of a long side of the arena. The arena dimensions are optional, but should be as close to 66' x 132' as practicable. The video should run for approx. 4 minutes, showing the walk, jog, trot or gait, and extended trot. Gaited horses are not required to perform the extended gait or back up. The horses are to be worked around the complete arena, reverse and repeat the gaits in the other direction, ending in the middle where the horse should stand still and back. Follow the guidelines for all performance classes.						
89	Costume Class	Fun	All	3+ Yrs.	All Curly Horses	Horse, Pony, Miniature		
		Participants will be judged on the following three areas: 1. Originality of the costume theme; 2. Creativity of the costume itself; 3. Presentation of the costume.						
	Rules for submitting Costume Classes:	1) All videos for each entry must be made with a wide angle from lengthwise side of the arena, on the outside center. The arena dimensions should be as close to 66' x 132' as possible, but we will allow some flexibility. The video should run for approx. 3 minutes, showing the walk; jog, trot or gait, and canter or extended gait around the complete arena, reverse and repeat the gaits in the other direction, ending in the middle where the horse should stand still. Follow the guidelines for all performance classes.						
90	Liberty Class	Fun	All	All	All Curly Horses	None		
		The curly horse, without tack, is turned loose to run in the arena while music you've picked out plays for two minutes. The arena must be at least the size of a round pen, but more room gives a better opportunity to see your curly show off.						
	Rules for submitting Liberty Classes:	1) All videos for each entry must be made with a wide angle from the outside center of a long side of the arena. The video must be continuous from the time the horse enters the arena until it leaves. The arena dimensions should be as close to 66' x 132' as practicable, but we will allow some flexibility. The video should run for 2 minutes, giving your horse the time to show off his or her gaits without tack, while your chosen music is played on the video. You may overlay the music on the video before submission to the show. The exit of the horse is not required.						
	Jumping	Rider Age			Horse Age		Allowed Entries	

91	LEADLINE -Cavaletti ground poles course:	Jumping	For beginners age 9 and under and persons with special needs, any age			3+ Yrs.	ICHO Only		
92	LEADLINE -Cavaletti ground poles course:	Jumping	For beginners age 9 and under and persons with special needs, any age			3+ Yrs.	All Curly Horses		
			1) There will be at least 4-5 ground poles, 10-12 feet long, and the rider will go over the poles twice, or 8-10 ground poles where the rider will go over once. Ground poles will be set up in a minimum space of a small arena size (approx. 20 x 40m) or larger, in a figure 8 arrangement or similar.						
			2) Handler will lead rider and pony (any size) or horse with a halter and lead rope. Reins handled by the rider is optional. The rider will demonstrate 2-point over each pole.						
93	Beginner Jump Course - Pony (52” or under)	Jumping	Youth Under 18			3+ Yrs.	ICHO Only		
94	Beginner Jump Course - Pony (52” or under)	Jumping	Youth Under 18			3+ Yrs.	All Curly Horses		
		Jumps may be in the range of 10”-12”							
95	Beginner Jump Course - Large Pony (Over 52”) or Horse	Jumping	Youth Under 18			3+ Yrs.	ICHO Only		
96	Beginner Jump Course - Large Pony (Over 52”) or Horse	Jumping	Youth Under 18			3+ Yrs.	All Curly Horses		
		Jumps may be in the range of 15”-18”							
97	Beginner Jump Course: Large pony (over 52”) or horses	Jumping	Adult 18 years and older			3+ Yrs.	ICHO Only		
98	Beginner Jump Course: Large pony (over 52”) or horse	Jumping	Adult 18 years and older			3+ Yrs.	All Curly Horses		
		Jumps may be in the range of 2’							
99	Intermediate/Advanced Jump Course: Pony (52” or under)	Jumping	Youth under 18			3+ Yrs.	ICHO Only		
100	Intermediate/Advanced Jump Course: Pony (52” or under)	Jumping	Youth under 18			3+ Yrs.	All Curly Horses		
		Jumps may be in the range of 18-20”							
101	Intermediate/Advanced Jump Course: Large pony (over 52”) or horse	Jumping	Youth under 18			3+ Yrs.	ICHO Only		
102	Intermediate/Advanced Jump Course: Large pony (over 52”) or horse	Jumping	Youth under 18			3+ Yrs.	All Curly Horses		
		Jumps may be in the approx. range of 2’3”-2’6”							
103	Intermediate/Advanced Jump Course: Large pony (over 52”) or horse	Jumping	Adult 18 years and older			3+ Yrs.	ICHO Only		
104	Intermediate/Advanced Jump Course: Large pony (over 52”) or horse	Jumping	Adult 18 years and older			3+ Yrs.	All Curly Horses		
		Jumps may be in the range of 2’9”-3+’							
	Rules for submitting Jumping classes:	1) Arena may be grass or sand.							
		2) Wraps or protective boots are allowed. A hunting saddle of the English forward seat type is required. Unconventional saddles combining characteristics of English and western styles are prohibited. Regulation snaffles, pelhams, kimberwicks and full bridles, all with leather browbands and cavesson nosebands, are required. Note: U-shaped bit converters may be used with a bit designed for two reins to allow for control with a single rein. Martingales are permitted in classes. Stirrup pads are suggested. Split reins are not permitted. Unconventional and wire bits and nosebands may be penalized at the judge’s discretion.							
		3) Rider’s protective headgear is required. Spurs without rowels, crop, bat and gloves are optional.							
		4) The course should include at least four jumps, each a minimum of 10 feet wide, wings are optional, but if present should be approx. 30” wide. Ground poles on the take-off side of the jump are required. When jumps are approached from both sides, ground poles are required on both sides. Jumps in a figure eight course or similar is required. Jumps in the middle of the ring at right angles to the course are also allowed.							
	Course or Arena Arrangement:	1. Arrangements should include a minimum of four jumps. Horses are to make a minimum of eight jumps, and at least one change of direction is required.							
		2. The following types of obstacles may be used: Fences that simulate obstacles found in the hunting field, such as post and rail, brush, stone wall, white fence or gate, chicken coop, Aiken or hedge.							
		3. The following jump types are prohibited: A pole over brush, triple bars, hog backs, hinged chicken coops and square oxers.							
		4. The top elements of all fences must be securely placed so that a slight rub will not cause a knockdown, but so that the elements will fall if hit hard.							
		5. Obstacle characteristics include:							
			• Single obstacles should be located at 12- to 18-foot intervals.						
			• The height of obstacles must not exceed 3 feet; exception: Intermediate/Advanced Adult level classes.						
			• The use of wings on obstacles is recommended but not required. Ground poles placed on the take-off side of jumps are required. When jumps are approached from both sides, ground poles are required on both sides.						
			• Unused jump cups and pins must be removed from jump standards.						
		6) Ponies – not exceeding 52 inches, fences should not exceed 2 feet and in-and-outs should not exceed a distance of 20 feet. For ponies over 52 inches but not exceeding 56 inches, fences should not exceed 2½ feet for youth riders, and in-and-outs should not exceed a distance of 22 feet							
		7) It is the competitor’s responsibility to set the course to the specifications (i.e. heights and distances). The competitor is responsible for any and all materials they provide and use to build the course. It is strongly recommended that safety cups are used on the back rail of all oxers.							
		All horses must trot a circle on a loose rein either prior to or after the round as a soundness check.							
		8) There are no time limits for the jumping classes. Each jump is with one attempt only. The videos for all jumping classes are to be a continuous flow of video without splicing.							
	Barrels	Catagory	Rider Age	Horse Age	Allowed Entries	Restrictions			
105	Barrels - Youth under 18	Game	Under 18	3+ Yrs.	ICHO Only	Horse, Pony			
106	Barrels - Adult 18 and over	Game	18+ Yrs.	3+ Yrs.	ICHO Only	Horse, Pony			
107	Barrels - Youth under 18	Game	Under 18	3+ Yrs.	All Curly Horses	Horse, Pony			
108	Barrels - Adult 18 and over	Game	18+ Yrs.	3+ Yrs.	All Curly Horses	Horse, Pony			
		Barrel racing is a time event. Exhibitors race against the clock, following a course consisting of three barrels in a triangular “cloverleaf” pattern. Contestants must choose either the right or left barrel, circle it, and go on to the next barrel, completing the course after circling the third running home.							

	Rules for submitting Barrel Racing classes:	1) All video's for each entry must be made from the outside center of a long side of the arena and even with the start/end of the pattern (noted by a cone in the arena). The video must start when the horse enters the arena and end when it leaves. The rule of the WPRA will be followed for this class. Please find them here. https://www.wpra.com/pdfs/WPRA0128-Rulebook_2021.pdf						
	Dressage		Rider Age		Allowed Entries			
	USDF							
109	USDF Test A	Intro to Dressage	Jr./Youth		ICHO only	Arena size 20 x 40 m		
110	USDF Test A	Intro to Dressage	Adult		ICHO only	Arena size 20 x 40 m		
111	USDF Test A	Intro to Dressage	Jr./Youth		All Curly Horses	Arena size 20 x 40 m		
112	USDF Test A	Intro to Dressage	Adult		All Curly Horses	Arena size 20 x 40 m		
113	USDF Test B	Intro to Dressage	Jr./Youth		ICHO only	Arena size 20 x 40 m		
114	USDF Test B	Intro to Dressage	Adult		ICHO only	Arena size 20 x 40 m		
115	USDF Test B	Intro to Dressage	Jr./Youth		All Curly Horses	Arena size 20 x 40 m		
116	USDF Test B	Intro to Dressage	Adult		All Curly Horses	Arena size 20 x 40 m		
117	USDF Test C	Intro to Dressage	Jr./Youth		ICHO only	Arena size 20 x 40 m		
118	USDF Test C	Intro to Dressage	Adult		ICHO only	Arena size 20 x 40 m		
119	USDF Test C	Intro to Dressage	Jr./Youth		All Curly Horses	Arena size 20 x 40 m		
120	USDF Test C	Intro to Dressage	Adult		All Curly Horses	Arena size 20 x 40 m		
121	USDF TL Test 1	Jr./Youth	Jr./Youth		ICHO only	Arena size 20 x 40 m		
122	USDF TL Test 1	Adult	Adult		ICHO only	Arena size 20 x 40 m		
123	USDF TL Test 1	Jr./Youth	Jr./Youth		All Curly Horses	Arena size 20 x 40 m		
124	USDF TL Test 1	Adult	Adult		All Curly Horses	Arena size 20 x 40 m		
125	USDF TL Test 2	Jr./Youth	Jr./Youth		ICHO only	Arena size 20 x 40 m		
126	USDF TL Test 2	Adult	Adult		ICHO only	Arena size 20 x 40 m		
127	USDF TL Test 2	Jr./Youth	Jr./Youth		All Curly Horses	Arena size 20 x 40 m		
128	USDF TL Test 2	Adult	Adult		All Curly Horses	Arena size 20 x 40 m		
129	USDF TL Test 3	Jr./Youth	Jr./Youth		ICHO only	Arena size 20 x 40 m		
130	USDF TL Test 3	Adult	Adult		ICHO only	Arena size 20 x 40 m		
131	USDF TL Test 3	Jr./Youth	Jr./Youth		All Curly Horses	Arena size 20 x 40 m		
132	USDF TL Test 3	Adult	Adult		All Curly Horses	Arena size 20 x 40 m		
133	USDF FL Test 1	Jr./Youth	Jr./Youth		ICHO only	Arena size 20 x 60 m		
134	USDF FL Test 1	Adult	Adult		ICHO only	Arena size 20 x 60 m		
135	USDF FL Test 1	Jr./Youth	Jr./Youth		All Curly Horses	Arena size 20 x 60 m		
136	USDF FL Test 1	Adult	Adult		All Curly Horses	Arena size 20 x 60 m		
137	USDF FL Test 2	Jr./Youth	Jr./Youth		ICHO only	Arena size 20 x 60 m		
138	USDF FL Test 2	Adult	Adult		ICHO only	Arena size 20 x 60 m		
139	USDF FL Test 2	Jr./Youth	Jr./Youth		All Curly Horses	Arena size 20 x 60 m		
140	USDF FL Test 2	Adult	Adult		All Curly Horses	Arena size 20 x 60 m		
141	USDF FL Test 3	Jr./Youth	Jr./Youth		ICHO only	Arena size 20 x 60 m		
142	USDF FL Test 3	Adult	Adult		ICHO only	Arena size 20 x 60 m		
143	USDF FL Test 3	Jr./Youth	Jr./Youth		All Curly Horses	Arena size 20 x 60 m		
144	USDF FL Test 3	Adult	Adult		All Curly Horses	Arena size 20 x 60 m		
145	USDF Test of Choice	Jr./Youth	Jr./Youth		ICHO only	Arena size 20 x 60 m		
146	USDF Test of Choice	Adult	Adult		ICHO only	Arena size 20 x 60 m		
147	USDF Test of Choice	Jr./Youth			All Curly Horses	Arena size 20 x 60 m		
148	USDF Test of Choice	Adult			All Curly Horses	Arena size 20 x 60 m		
	Ages restrictions– Youth is defined as age 17 and under, Adult is defined as age 18 and older.							
	Rules for submitting USDF dressage tests:	1) All videos for each entry must be made with a wide angle at judge's position at "C", and in a dressage arena with letters. The arena dimensions should be as close to regulation size as possible, but we will allow some flexibility. A small arena for Intro and Training Level is to be 20m x 40m (66' x 132'), and a regulation arena is to be 20m x 60m (66' x 198') for FL and above classes. The video should last no more than 6 minutes.						
	Refer to www.usef.org for general information.							
	WDAA							
149	WDAA Intro Test 1 - Open	WD Intro	Jr./Youth		ICHO only	Arena size 20 x 40 m		
150	WDAA Intro Test 1 - Open	WD Intro	Adult		ICHO only	Arena size 20 x 40 m		
151	WDAA Intro Test 1 - Open	WD Intro	Jr./Youth		All Curly Horses	Arena size 20 x 40 m		
152	WDAA Intro Test 1 - Open	WD Intro	Adult		All Curly Horses	Arena size 20 x 40 m		
153	WDAA Intro Test 2 - Open	WD Intro	Jr./Youth		ICHO only	Arena size 20 x 40 m		
154	WDAA Intro Test 2 - Open	WD Intro	Adult		ICHO only	Arena size 20 x 40 m		
155	WDAA Intro Test 2 - Open	WD Intro	Jr./Youth		All Curly Horses	Arena size 20 x 40 m		
156	WDAA Intro Test 2 - Open	WD Intro	Adult		All Curly Horses	Arena size 20 x 40 m		
157	WDAA Intro Test 3 - Open	WD Intro	Jr./Youth		ICHO only	Arena size 20 x 40 m		
158	WDAA Intro Test 3 - Open	WD Intro	Adult		ICHO only	Arena size 20 x 40 m		
159	WDAA Intro Test 3 - Open	WD Intro	Jr./Youth		All Curly Horses	Arena size 20 x 40 m		
160	WDAA Intro Test 3 - Open	WD Intro	Adult		All Curly Horses	Arena size 20 x 40 m		
161	WDAA Intro Test 4 - Open	WD Intro	Jr./Youth		ICHO only	Arena size 20 x 40 m		
162	WDAA Intro Test 4 - Open	WD Intro	Adult		ICHO only	Arena size 20 x 40 m		
163	WDAA Intro Test 4 - Open	WD Intro	Jr./Youth		All Curly Horses	Arena size 20 x 40 m		
164	WDAA Intro Test 4 - Open	WD Intro	Adult		All Curly Horses	Arena size 20 x 40 m		
165	WDAA Basic Test 1 - Open	WD Basic	Jr./Youth		ICHO only	Arena size 20 x 40 m		
166	WDAA Basic Test 1 - Open	WD Basic	Adult		ICHO only	Arena size 20 x 40 m		
167	WDAA Basic Test 1 - Open	WD Basic	Jr./Youth		All Curly Horses	Arena size 20 x 40 m		
168	WDAA Basic Test 1 - Open	WD Basic	Adult		All Curly Horses	Arena size 20 x 40 m		
169	WDAA Basic Test 2 - Open	WD Basic	Jr./Youth		ICHO only	Arena size 20 x 40 m		
170	WDAA Basic Test 2 - Open	WD Basic	Adult		ICHO only	Arena size 20 x 40 m		

171	WDAA Basic Test 2 - Open	WD Basic	Jr./Youth		All Curly Horses	Arena size 20 x 40 m	
172	WDAA Basic Test 2 - Open	WD Basic	Adult		All Curly Horses	Arena size 20 x 40 m	
173	WDAA Basic Test 3 - Open	WD Basic	Jr./Youth		ICHO only	Arena size 20 x 40 m	
174	WDAA Basic Test 3 - Open	WD Basic	Adult		ICHO only	Arena size 20 x 40 m	
175	WDAA Basic Test 3 - Open	WD Basic	Jr./Youth		All Curly Horses	Arena size 20 x 40 m	
176	WDAA Basic Test 3 - Open	WD Basic	Adult		All Curly Horses	Arena size 20 x 40 m	
177	WDAA Basic Test 4 - Open	WD Basic	Jr./Youth		ICHO only	Arena size 20 x 40 m	
178	WDAA Basic Test 4 - Open	WD Basic	Adult		ICHO only	Arena size 20 x 40 m	
179	WDAA Basic Test 4 - Open	WD Basic	Jr./Youth		All Curly Horses	Arena size 20 x 40 m	
180	WDAA Basic Test 4 - Open	WD Basic	Adult		All Curly Horses	Arena size 20 x 40 m	
181	WDAA Level 1 Test of Choice	WD Level 1	Jr./Youth		ICHO only	Arena size 20 x 60 m	
182	WDAA Level 1 Test of Choice	WD Level 1	Adult		ICHO only	Arena size 20 x 60 m	
183	WDAA Level 1 Test of Choice	WD Level 1	Jr./Youth		All Curly Horses	Arena size 20 x 60 m	
184	WDAA Level 1 Test of Choice	WD Level 1	Adult		All Curly Horses	Arena size 20 x 60 m	
185	WDAA Level 2 or 3 Test of Choice	WD Level 2 or 3	Jr./Youth		ICHO only	Arena size 20 x 60 m	
186	WDAA Level 2 or 3 Test of Choice	WD Level 2 or 3	Adult		ICHO only	Arena size 20 x 60 m	
187	WDAA Level 2 or 3 Test of Choice	WD Level 2 or 3	Jr./Youth		All Curly Horses	Arena size 20 x 60 m	
188	WDAA Level 2 or 3 Test of Choice	WD Level 2 or 3	Adult		All Curly Horses	Arena size 20 x 60 m	
Rules for submitting WDAA dressage tests:		Arena- small arena 20m x 40m (66' x 132'), large arena 20m x 60m (66' x 198').				Test must be videoed from C, 6 min maximum	
Refer to WDAA for Arena layout:		https://westerndressageassociation.org/western-dressage-arena/					
Native Heritage Regalia							
189	ICHO Native Warrior line - Youth Halter	Native Warrior	Youth Under 18		ICHO only	Horse, Pony	
190	ICHO Native Warrior line - Adult Halter	Native Warrior	18+ Years		ICHO only	Horse, Pony	
193	ICHO Native Warrior line - Leadline	Native Warrior	9 Years & under		ICHO only	Horse, Pony	
194	ICHO Native Warrior line - Under saddle	Native Warrior	Youth Under 18		ICHO only	Horse, Pony	
195	ICHO Native Warrior line - Under saddle	Native Warrior	18+ Years		ICHO only	Horse, Pony	
191	Open Native Warrior line - Youth Halter	Native Warrior	Youth Under 18		All Curly Horses	Horse, Pony	
192	Open Native Warrior line - Adult Halter	Native Warrior	18+ Years		All Curly Horses	Horse, Pony	
193	Open Native Warrior line - Leadline	Native Warrior	9 Years & under		All Curly Horses	Horse, Pony	
194	Open Native Warrior line - Under saddle	Native Warrior	Youth Under 18		All Curly Horses	Horse, Pony	
196	Open Native Warrior line - Under saddle	Native Warrior	18+ Years		All Curly Horses	Horse, Pony	
	Native/Warrior line horses - dress horse in typical traditional horse tack. Include head decoration, saddle blanket and chest traditional martingale. Other options are saddle, saddle bags and rump drape. You may also decorate your horse with paint designs. Our Warrior line horses came from the Cheyenne River Sioux reservation, so choosing Sioux traditional tack is very welcome but other tribes tack can also be used. State what tribe's tack regalia design you are using when doing your presentation. See the ICHO website show page for some Sioux regalia examples.						
197	ICHO Curloosa/Aishihik/Appaloosa line Youth Halter	Curloosa/Aishihik	Youth Under 18		ICHO only	Horse, Pony	
198	ICHO Curloosa/Aishihik/Appaloosa line Adult Halter	Curloosa/Aishihik	18+ Years		ICHO only	Horse, Pony	
199	ICHO Curloosa/Aishihik/Appaloosa line Leadline	Curloosa/Aishihik	9 Years & under		ICHO only	Horse, Pony	
200	ICHO Curloosa/Aishihik/Appaloosa line Under saddle	Curloosa/Aishihik	Youth Under 18		ICHO only	Horse, Pony	
201	ICHO Curloosa/Aishihik/Appaloosa line Under saddle	Curloosa/Aishihik	18+ Years		ICHO only	Horse, Pony	
202	Open Curloosa/Aishihik/Appaloosa line Youth Halter	Curloosa/Aishihik	Youth Under 18		All Curly Horses	Horse, Pony	
203	Open Curloosa/Aishihik/Appaloosa line Adult Halter	Curloosa/Aishihik	18+ Years		All Curly Horses	Horse, Pony	
204	Open Curloosa/Aishihik/Appaloosa line Leadline	Curloosa/Aishihik	9 Years & under		All Curly Horses	Horse, Pony	
205	Open Curloosa/Aishihik/Appaloosa line Under saddle	Curloosa/Aishihik	Youth Under 18		All Curly Horses	Horse, Pony	
206	Open Curloosa/Aishihik/Appaloosa line Under saddle	Curloosa/Aishihik	18+ Years		All Curly Horses	Horse, Pony	
	Curloosa/Aishihik/Appaloosa line: Traditionally the Appaloosa is deeply linked to the Nez Perce tribe. Choosing their traditional tack would be a very good choice, but any tribe can also be used for regalia tack. Include head decoration, saddle blanket and chest martingale. Other options are saddle, saddle bags adn rump drape. You may also decorate your horse with paint designs. See the ICHO website show page for some Nez Perce traditional examples.						
207	ICHO Open Native Heritage - Youth Halter	Native Heritage	Youth Under 18		ICHO only	Horse, Pony	
208	ICHO Open Native Heritage - Adult Halter	Native Heritage	18+ Years		ICHO only	Horse, Pony	
209	ICHO Open Native Heritage - Leadline	Native Heritage	9 Years & under		ICHO only	Horse, Pony	
210	ICHO Open Native Heritage - Under saddle	Native Heritage	Youth Under 18		ICHO only	Horse, Pony	
211	ICHO Open Native Heritage - Under saddle	Native Heritage	18+ Years		ICHO only	Horse, Pony	
212	Open Native Heritage - Youth Halter	Native Heritage	Youth Under 18		All Curly Horses	Horse, Pony	
213	Open Native Heritage - Adult Halter	Native Heritage	18+ Years		All Curly Horses	Horse, Pony	
214	Open Native Heritage - Leadline	Native Heritage	9 Years & under		All Curly Horses	Horse, Pony	
215	Open Native Heritage - Under saddle	Native Heritage	Youth Under 18		All Curly Horses	Horse, Pony	
216	Open Native Heritage - Under saddle	Native Heritage	18+ Years		All Curly Horses	Horse, Pony	
	Open Native Heritage Type: Any Curly line can be used in the Open Native Heritage class. Any tribe regalia can also be used. Include head decoration, saddle blanket and chest traditional martingale. Other options are saddle, saddle bags and rump drape. You may also decorate your horse with paint designs. Comanche war style tack is welcome like Dr. Mitch Wilkinson makes. See the website show page for some examples, including Crow regalia.						
Making your traditional tack:		Although vintage pieces are made of leather, rawhide and beads, you may use any materials to create your own Native tack - Native fabric. You may glue beads on felt or use paint for designs, cardboard saddle design, etc. can be used. Be creative! The goal is to have fun and look authentic in design without costing too much. Enjoy the project and let your curly experience Native American tack to take them back to their roots.					

Native Curly Heritage Regalia Class **In Hand (walk), Halter (trot), Lead line, Under Saddle**

Native/Warrior line horses/ponies- Provide pedigree to show Native or Warrior line somewhere in pedigree, dress horse in typical traditional horse tack. Include head decoration, saddle blanket and chest traditional martingale. Other options are saddle, saddle bags and rump drape. You may also decorate your horse with paint designs. Our Warrior line horses came from Eli Bad Warrior of the Cheyenne River Sioux reservation, so choosing Sioux traditional tack is very welcome but other tribes tack can also be used. State what tribe's tack regalia design you are using when doing your presentation and meaning of symbols. Sioux horse symbols <https://youtu.be/43rv95H5Yul> Sioux regalia examples:



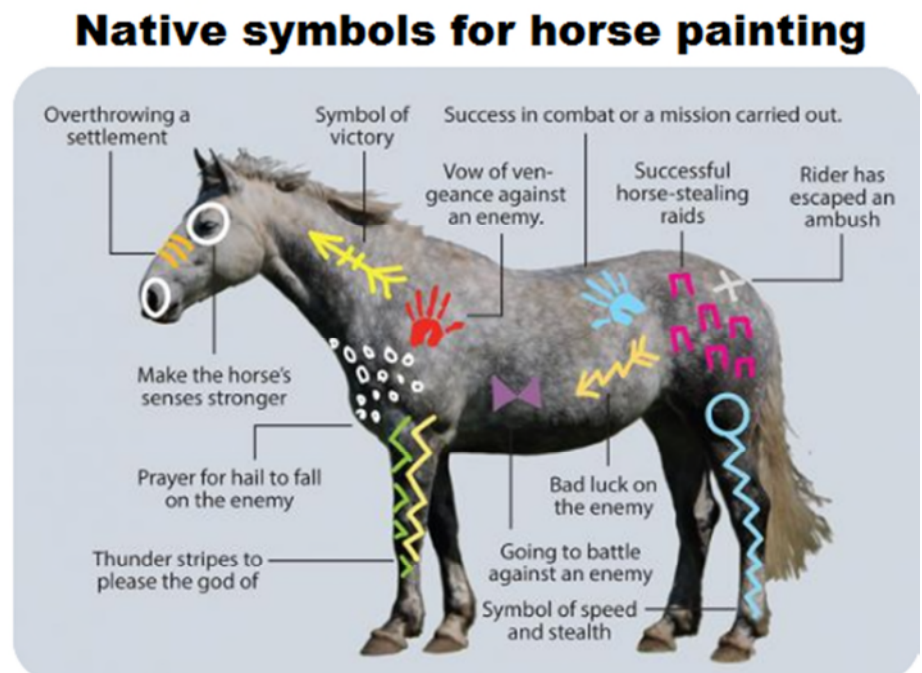
Curloosa/Aishihik/ Appaloosa line –Horses/ponies Provide pedigree to show these lines. Aishihik go back to Blossom (Mead's *Appaloosa*), Yellow Hornet being the most common ancestor. The Appaloosa colored horse is deeply linked to the Nez Perce tribe. Choosing their traditional tack would be very good choice, but any tribe can also be used for regalia tack. Include head decoration, saddle blanket and chest martingale. Other options are saddle, saddle bags and rump drape. You may also decorate your horse with paint designs. Nez Perce



traditional regalia examples:

State what tribe's tack regalia design you are using when doing your presentation and the meaning of the symbols. Nex Perce <https://www.youtube.com/watch?v=82uVUL6uow>

Open Curly type- Any Curly line horse or pony can be used in the Open Native Heritage class. Any tribe regalia can also be used. Include head decoration, saddle blanket and chest traditional martingale. Other options are saddle, saddle bags and rump drape. You may also decorate your horse with paint designs. Comanche war style tack is welcome like Dr Mitch Wilkinson makes. State what tribe's tack regalia design you are using when doing your presentation and meaning of symbols. <https://www.youtube.com/watch?v=Cig5AToWNvA> Crow Fair Parade, Example of Crow regalia:















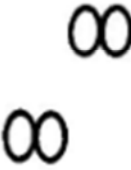
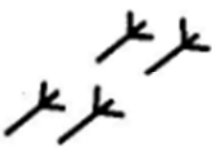






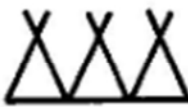





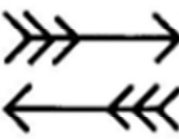



Making your traditional tack: Although vintage pieces are made of leather, rawhide and beads or quill work, you may use any materials to create your Native tack- Native fabric, you may glue beads on felt or use paint for designs, ribbon, cardboard for a saddle design to display, etc. can be used. Be creative. Put a Native design blanket over a saddle, etc. Decorate a halter or bridle and reins. You can look up symbols used by certain tribes and what they mean. The goal is to have fun and look authentic in design without costing too much. Enjoy the project and let your Curly experience Native tack to take them back to their roots.



Quilled Sioux Nakota Horse Mask from Alberta, CA.

Example of some Native American symbols:

				
moon	morning	noon	evening	lightning
				
rainbow	teepee	blossom	rain	campfire
				
hunt	happy	spring	fast	deer
				
bird tracks	man	woman	river	summer
				
sun	sad	camp	horse tracks	mountain
				
friendship	good luck	good crops	war	bear

<http://www.nativetech.org/> Instructions for doing Native Crafts

<https://www.crazycrow.com/onlinestore> Native Crafts supplies store

Pony Paints, Safe to use horse paint- <https://www.chicksaddlery.com/pony-paint-liquid-chalk>

Look for details in next Gazette!

2022 ICHO AGM

OCCURRING IN OCTOBER 2022.

**WE WILL HAVE A LIVE ZOOM AGM
MEETING FOR ALL ICHO MEMBERS!**



ICHO 2022 CALENDAR



Calendars are available at
cafePress.com/wallcalendarICHO